

CUSTOMER SPECIFICATION SHEET

PAGE 1

COMPANY PROFILE

COMPANY NAME

ADDRESS

CITY

STATE

POSTAL CODE

CONTACT PERSON

TELEPHONE

FAX

EMAIL ADDRESS

PRODUCT INFORMATION

CONVEYING MATERIAL

THROUGHPUT LBS/HR

BULK DENSITY LBS/FT³

TEMPERATURE °F (MAX)

AVERAGE PARTICLE SIZE MESH

PARTICLE SIZE - 100% PASSING MESH

MOISTURE CONTENT %

MATERIAL OF CONSTRUCTION

☐ CARBON STEEL EPOXY FINISH (STANDARD)

☐ CONTACT PARTS - STAINLESS STEEL 304

☐ SANITARY (FOOD GRADE) CONSTRUCTION

☐ OTHER / PLEASE SPECIFY:

PRODUCT CHARACTERISTICS

FLOW CHARACTERISTICS: ☐ FREE FLOW ☐ STICKY

ABRASIVENESS: ☐ NONE ☐ MILD ☐ MEDIUM ☐ HIGH

CORROSIVE: ☐ YES ☐ NO

ELECTRICAL SPECIFICATIONS

MOTOR ENCLOSURE TYPE: ☐ TEFC ☐ EXPLOSION PROOF

CLASS

DIV.

GRP.

MOTOR VOLTAGE: ☐ 460 V, 3-Phase, 60 Hz. ☐ 575 V, 3-Phase, 60 Hz.

☐ OTHER / PLEASE SPECIFY:

PREFERRED DESIGN

☐ WET WASH DESIGN

☐ WET WASH - CIP SANITARY DESIGN

☐ WET WASH - USDA SERIES DESIGN

☐ DRY CLEANING - CIP SANITARY DESIGN

☐ DRY CLEANING - USDA SERIES DESIGN

☐ OTHER

REQUIRED HOURS AND DAYS OF OPERATION

HOURS PER DAY HOURS

DAYS PER WEEK DAYS

NOTE: Knowing how many hours and days the system is required to operate will help us determine the right construction material for the discs and other components.



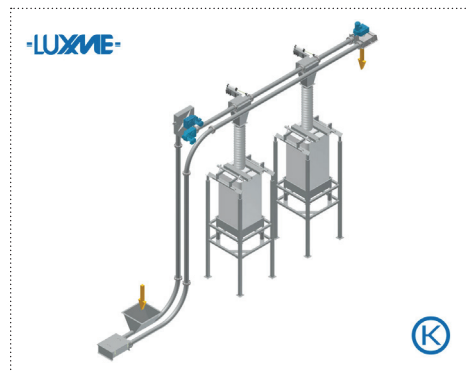
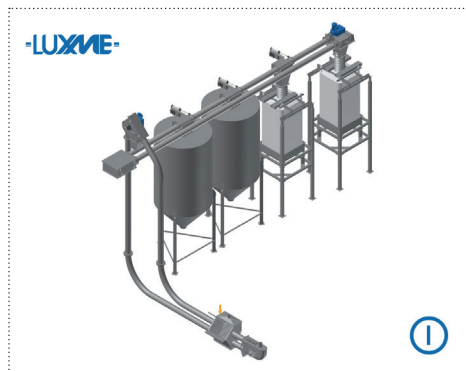




CUSTOMER SPECIFICATION SHEET

PAGE 2

COMPANY NAME: _____ DATE: _____

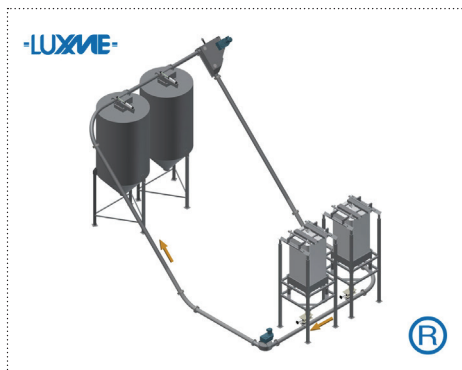
PLEASE SELECT ONE OF THE FOLLOWING ARRANGEMENTS OR DESIGN YOUR OWN:





COMPANY NAME: _____ DATE: _____

PLEASE SELECT ONE OF THE FOLLOWING ARRANGEMENTS OR DESIGN YOUR OWN:



OTHER
(Please sketch it below)